



Lake Erie Preparatory School is a bright spot among Collinwood neighborhood schools, offering a pathway to achievement for students residing in one of the more mobile communities of Cleveland.

The school provides a learning environment designed for students to thrive academically, socially, and emotionally. A new Science, Technology, Engineering, Arts & Math (STEAM) emphasis prepares students for success in higher education and lucrative career paths.

The school is known for consistent, award-winning school leadership and exceptional staff retention. Additionally, students benefit from a variety of enrichment classes and extracurricular opportunities.

### MISSION STATEMENT

To prepare students for a college preparatory high school that will ensure their success and graduation from a four-year college or institute of learning.



GRADES SERVED

**K - 8**

PRINCIPAL

**Denecia Dillard**

REGIONAL VICE PRESIDENT

**Heather Stevens**

SCHOOL YEAR OPENED

**2012-13**

MANAGED BY ACCEL SINCE

**2017-18**

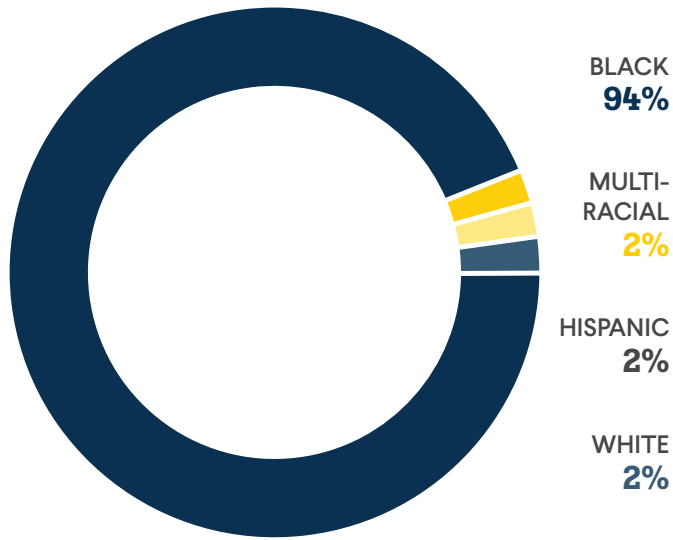
AUTHORIZER

**Ohio Council of  
Community Schools**



**2022-23**  
**ANNUAL REPORT**

## STUDENT DEMOGRAPHICS



**238**

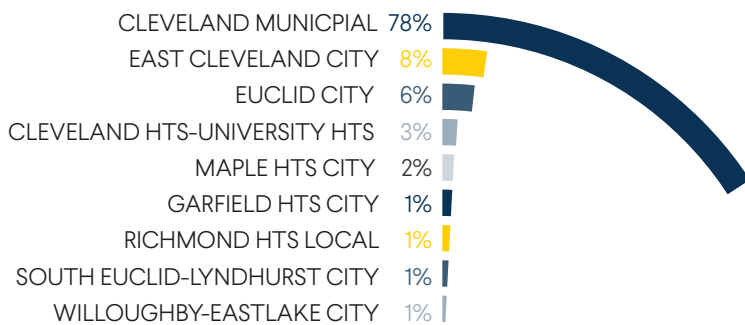
AVERAGE DAILY ENROLLMENT

**84%**

AVERAGE DAILY ATTENDANCE



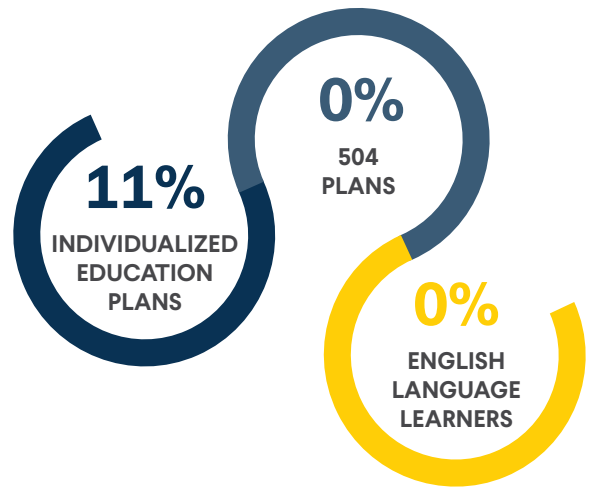
## DISTRICTS OF RESIDENCE



## INSTRUCTIONAL & SUPPORT STAFF



## SPECIAL POPULATIONS



**100% ECONOMICALLY DISADVANTAGED**

**15% STUDENT MOBILITY RATE**

**2% UNHOUSED**

## HIGHLIGHTS

- Achieved a 12% year-over-year performance increase
- Rated 3.5 stars Overall for meeting state expectations at a high level
- Rated 4 stars on Progress for exceeding student growth expectations
- Rated 5 stars on Gap Closing for significantly exceeding state standards in closing educational gaps
- 100% of students met the state requirements for promotion to Grade 4
- Provided 1140 instruction hours, 24% more than the Ohio requirement for charter schools
- Received ACCEL Schools awards for Outstanding Student Progress, Momentum in Student Progress, and Outstanding Teacher Retention
- Adopted new motto "Where Creativity Takes Flight" to reflect the school's STEAM emphasis
- Campus improvements included the addition of an outdoor learning area & athletic training center, new exterior banners, new window shades & repaved parking lot
- Hosted successful summer school with 75% participation & a summer camp for K-1 students with 95% participation among new and returning students
- Expanded middle school programming with Spanish, Character Education, Career Exploration & Amazon Future Engineers Program

## STATE REPORT CARD

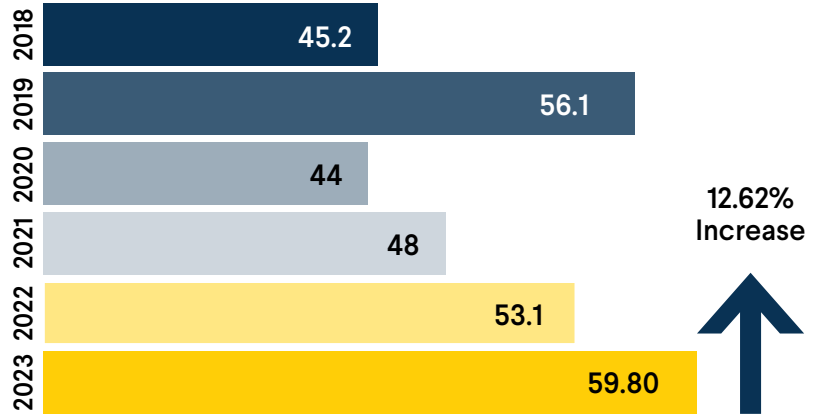
PERFORMANCE INDEX SCORE <b>59.8</b>	OVERALL RATING ★★★★★
ACHIEVEMENT COMPONENT ★★	PROGRESS COMPONENT ★★★★★
GAP CLOSING COMPONENT ★★★★★★	EARLY LITERACY COMPONENT ★



## ACADEMIC PROGRESS

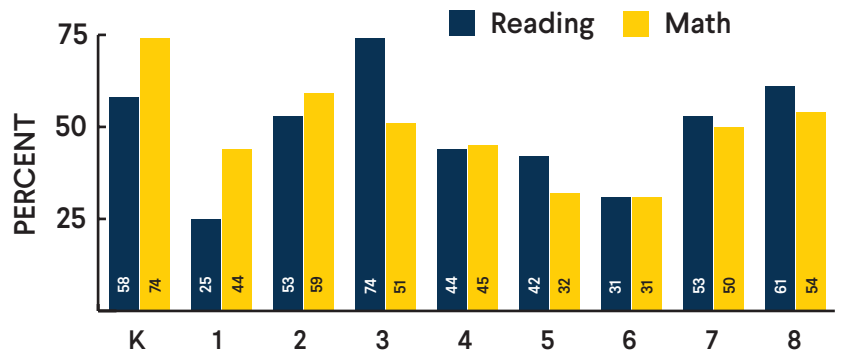
Lake Erie Preparatory School increased performance by over 12% and achieved full academic recovery from the pandemic. The school exceeded state expectations for student academic growth (4 Stars, Progress), a two-star increase year-over-year. Additionally, Lake Erie Preparatory School significantly exceeded expectations in gap closing (5 Stars, Gap Closing) and earned an overall rating of 3.5 stars. Over 90% of students met or exceeded expected growth in ELA & Math.

### YOY PERFORMANCE INDEX SCORE



### AVERAGE ANNUAL GROWTH IN READING & MATH

*i-Ready Assessment, Fall 2022 to Spring 2023*



### PROGRESS COMPONENT RATINGS BY SUBJECT & GRADE LEVEL

	ELA	Math	Science
4th Grade	Green	Red	Grey
5th Grade	Green	Green	Red
6th Grade	Green	Green	Grey
7th Grade	Dark Blue	Dark Blue	Grey
8th Grade	Dark Blue	Dark Blue	Green

- Dark Blue: Students significantly exceeded state expectations in academic growth
- Green: Students met state expectations in academic growth
- Red: Students made less academic growth than state expected
- Grey: Value Added data is not available





SCHOOL BOARD PRESIDENT  
**KEVIN M. RAY**

VICE PRESIDENT  
**BRIAN KENDERES**

SECRETARY  
**COURTNEY W. PERRY**

DIRECTORS  
**LAURIE A. MURPHY**  
**CONTAE BENTLEY**



**AUTHORIZED BY**

Ohio Council of Community Schools (OCCS) uses various methods to evaluate the school's performance including published tests and other academic scores such as the Ohio Department of Education Local Report Card and supporting data. OCCS regional representatives visit our partner schools regularly ensuring compliance with federal, state, and contractual requirements. The results of this monitoring for the 2022-2023 school year are published in the 2022-2023 Ohio Council of Community Schools Annual Report, available after November 30 at [www.ohioschools.org](http://www.ohioschools.org).



**FINANCIAL DATA**

State Sources	2,480,772
Federal Sources	1,581,899
Local Sources	0
<b>TOTAL REVENUES</b>	<b>\$4,062,671</b>

Salaries & Wages	1,415,082
Employee Benefits	407,745
Purchased Services	2,061,001
Supplies & Materials	86,713
Capital Outlay	97,945
Other Expenses	81,224
<b>TOTAL EXPENSES</b>	<b>\$4,149,711</b>

*At time of publication, 2023 fiscal year data was not available from the Ohio Auditor of State. For updated information visit: [www.auditor.state.oh.us](http://www.auditor.state.oh.us)*

